



Australian Government

Australian Nuclear Science and Technology Organisation

Processing of Transparencies and Videos

David Button

dbu@ansto.gov.au

Welcome Up Top ☺

You Are Here



Overview

- **Where to Find Help**
- **SPMS Setup**
- **SPMS Transparency Processing**
- **Generate PDF**
- **PowerPoint Split Animation**
- **Process Video/Animated Gifs**
- **Embed Videos**
- **Upload PDF**
- **Examples**



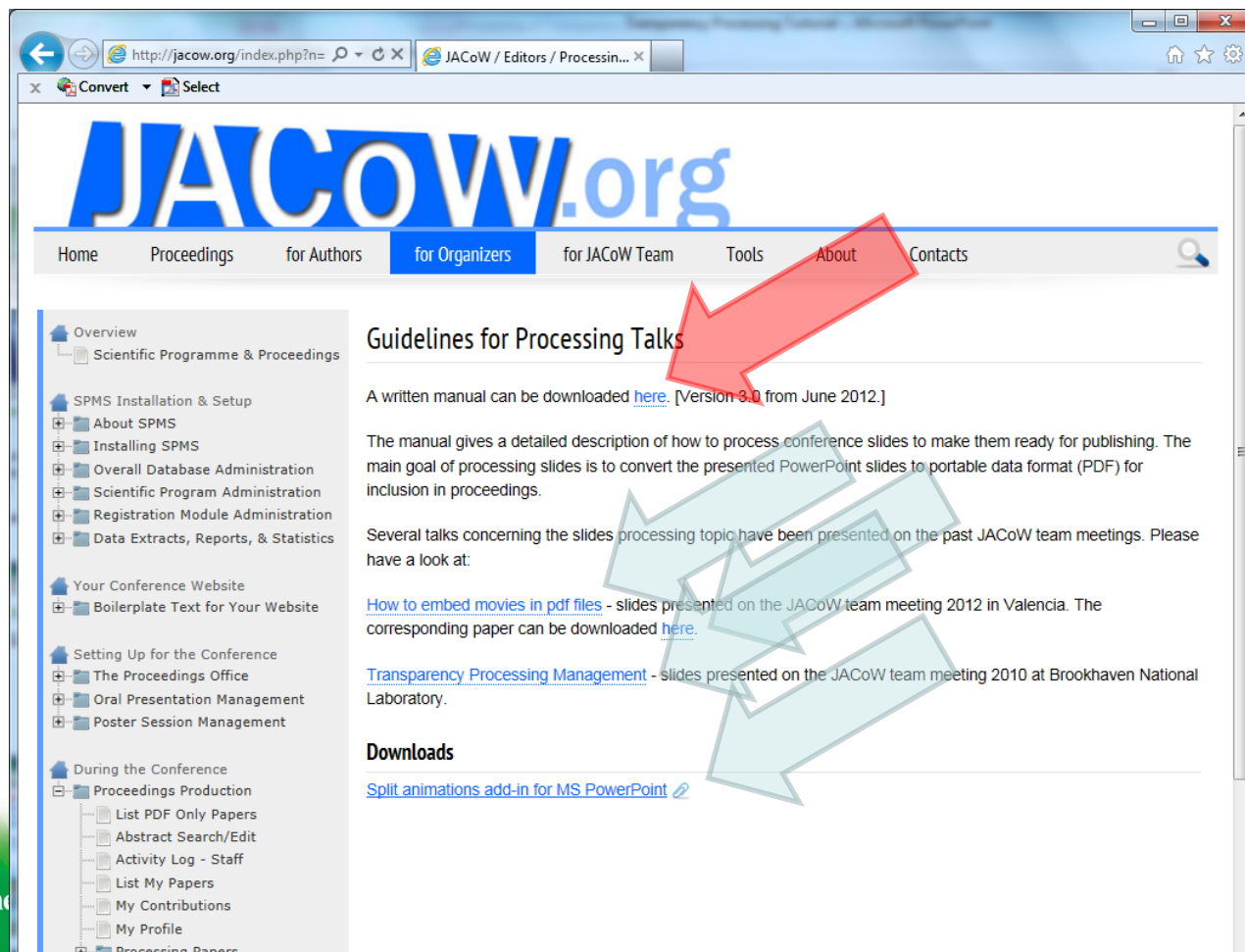
Processing Transparencies



- the procedure is always the same:
download PPT slides – convert to PDF – upload PDF slides
- in detail: separate overlapping contents and search for bad fonts
- time-consuming job, especially for embedded movies and animated gifs, because they need to be converted
- the good thing: it's an easy task AND there is a manual 😊

Where to Find Help

JACoW website (jacow.org) under (tab) “For Organizers” > (side menu) “During the Conference” > “Proceedings Production” > “Processing Talks” [here](#)



SPMS Setup

Refer to: Transparency Processing Management, [here](#)



Processing Transparencies - within the SPMS?

- “privileges” : **Transparency Editor + Transparency Processing**

IPAC2010 User ProfilesMichaela Marx

[Logout](#) [Search](#) [My Schedule](#) [Home](#)

Please select the privileges you want enabled

- ☐ Conference Editor
- ☐ Send Automated Email
- ☒ Transparency Editor
- ☒ Transparency Processing

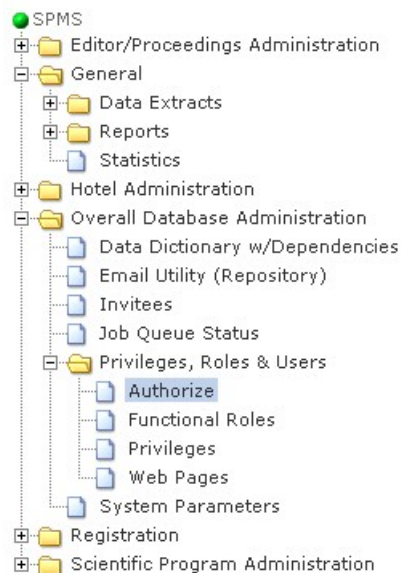
Please contact the [IPAC2010 Database Administrator](#) with questions, problems, and/or suggestions.
SPMS Author: Matthew Arena — Fermi National Accelerator Laboratory

23-MAY-10 20:40 (UTC -04:00)
JACoW SPMS Version 8.6.14
[JACoW Legal and Privacy Statements](#)

- **Transparency Editors** are allowed to upload slides, e.g. in the speakers preparation office
- **Transparency Processing** is for slides processing editors

Processing Transparencies – Authorize Users & Roles

- ▶ it is the conference administrator who can give users like editors, session coordinators or “slide managers” the appropriate privileges
- ▶ SPMS ▶ Overall Database Admin ▶ Privileges, Roles & Users ▶ Authorize



DIPAC2011 Authorize Users & Roles

Michaela Marx

[Logout](#) [Search](#) [My Schedule](#) [Home](#) [Find Profiles](#)

Functional Role: [Functional Role Maintenance](#)

User ID: [Search for an Account](#) [Bulk Upload](#)

Functional Role	Users
2010 Proc Off Invite SC	
Abstract QA	
Accelerator Prizes Cttee	
Conference Coordinator	Michaela Marx, DESY (Remove) Kay Wittenburg, DESY (Remove)
Database Administrator	Matthew Arena, Fermilab (Remove) Ronny Billen, CERN (Remove) Carsten Kluth, DESY (Remove) Michaela Marx, DESY (Remove) Christine Petit-Jean-Genaz, CERN (Remove) Kay Wittenburg, DESY (Remove)
Editor	Jan Chrin, PSI (Remove) Michaela Marx, DESY (Remove) Volker RW Schaa, GSI (Remove)
Editor In Chief	Michaela Marx, DESY (Remove)

Privilege

- Abstract QA
- Accept/Reject Proposed Invited Orals
- Approve Classification Change
- Approve Presentation Change
- Author Interface
- Conference Administrator
- Conference Editor
- Editor QA
- Poster Police
- Propose Classification Changes
- Propose Invited Orals
- Propose Presentation Changes
- Registration
- Registration - Read Only
- Registration Credit Card Numbers
- Send Automated Email
- Sort and File
- Transparency Editor**
- Transparency Processing

“Presentations Management”

► SPMS ► Editor/Proceedings Administration ► Presentations Management

and new subfolders ► Agenda

► Transparency List

► Transparency Processing

► Transparency Status Maintenance

IPAC2010 Administrator Pages

Michaela Marx



[Logout](#) [Search](#) [My Schedule](#) [Home](#)

Open All Close All

- SPMS
 - Editor/Proceedings Administration
 - Abstract Search/Edit
 - Activity Log - Staff
 - Email
 - List My Papers
 - My Contributions
 - My Profile
 - Paper Final QA
 - Presentations Management
 - Agenda
 - Transparency List
 - Transparency Processing
 - Transparency Status Maintenance
 - Reassign "Red" Dot Papers
 - General
 - Scientific Program Administration

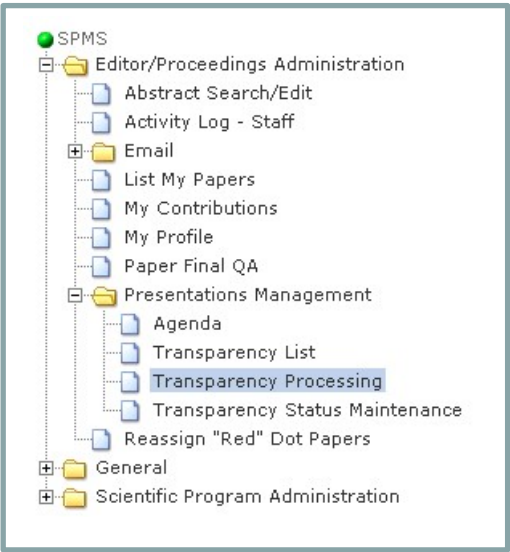
New folder and subfolders!

SPMS Transparency Processing

Refer to: Transparency Processing Management, [here](#)



Subfolder “Transparency Processing”



IPAC2010 Transparency Maintenance

Day	Invited Oral						Contributed Oral					
	Files	Assigned	Total	●	●	●	Files	Assigned	Total	●	●	●
Sunday	0	0	0	0	0	0	0	0	0	0	0	0
Monday	9	9	9	0	0	9	6	6	6	0	0	6
Tuesday	14	14	14	0	0	14	12	12	12	0	0	12
Wednesday	14	14	14	0	0	14	15	15	15	0	0	15
Thursday	10	10	10	0	0	10	12	12	12	0	0	12
Friday	9	9	9	0	0	9	0	0	0	0	0	0
Totals	56	56	56	0	0	56	45	45	45	0	0	45



Get Next Transparency

List My Active Transparencies

List All My Transparencies

▶ the starting point for editors!

The working environment for editors processing slides

From the **Transparency Processing** folder you can

- ▶ upload/download slides
- ▶ give comments
- ▶ set the slides status to **g/y/r** independent from the paper status

HB2010 Transparency Maintenance

Michaela Marx



[Logout](#) [Search](#) [My Schedule](#) [Home](#) [Find Profiles](#)

Day	Oral						Invited Plenary Oral					
	Files	Assigned	Total	g	y	r	Files	Assigned	Total	g	y	r
Monday	0	0	0	0	0	0	8	7	8	0	0	6
Tuesday	31	31	31	0	0	31	0	0	0	0	0	0
Wednesday	29	29	29	0	0	29	0	0	0	0	0	0
Thursday	32	33	33	0	0	33	0	0	0	0	0	0
Friday	7	7	7	1	0	6	0	0	0	0	0	0
Totals	99	100	100	1	0	99	8	7	8	0	0	6



[Get Next Transparency](#)

[List My Active Transparencies](#)

[List All My Transparencies](#)

Paper ID	Time	Set Status	Upload	Download	Log
MOIA02	Monday, 09:55	<div> ? </div> <div> Set Status </div>	Upload	Download	<div> <div>✓</div> <div>Email: [01-NOV-10 14:56 (UTC +01:00)] HB2010 Paper Submission</div> <div>✓</div> <div>File Uploaded [Jan Chrin 28-SEP-10 13:50 (UTC +02:00)] MOIA02_TALK.PDF</div> <div>✓</div> <div>Transparency Assigned [Michaela Marx 28-SEP-10 10:26 (UTC +02:00)]</div> <div>✓</div> <div>Email: [18-SEP-10 09:04 (UTC +02:00)] HB2010: submission of papers and talks</div> <div>✓</div> <div>Email: [24-AUG-10 12:37 (UTC +02:00)] HB2010 - New Paper ID Code</div> <div>✓</div> <div>Email: [16-AUG-10 12:43 (UTC +02:00)] HB2010 is soon!</div> <div>✓</div> <div>Email: [03-AUG-10 11:39 (UTC +02:00)] HB2010: Your Paper ID Code</div> <div>✓</div> <div>Abstract Owner Changed [Jan Chrin 18-JUL-10 08:02 (UTC +02:00)]</div> <div>✓</div> <div>Abstract Initial QA Performed [Jan Chrin 18-JUL-10 07:58 (UTC +02:00)]</div> <div>✓</div> <div>Abstract Created [Jan Chrin 18-JUL-10 07:58 (UTC +02:00)]</div> </div>

The (new) working environment for editors processing slides

HB2010 Transparency Maintenance

Michaela Marx


[Logout](#) [Search](#) [My Schedule](#) [Home](#) [Find Profiles](#)

Day	Oral						Invited Plenary Oral					
	Files	Assigned	Total	●	●	●	Files	Assigned	Total	●	●	●
Monday	0	0	0	0	0	0	8	8	8	0	0	7
Tuesday	31	31	31	0	0	31	0	0	0	0	0	0
Wednesday	29	29	29	0	0	29	0	0	0	0	0	0
Thursday	32	33	33	0	0	33	0	0	0	0	0	0
Friday	7	7	7	1	0	6	0	0	0	0	0	0
Totals	99	100	100	1	0	99	8	8	8	0	0	7



Get Next Transparency

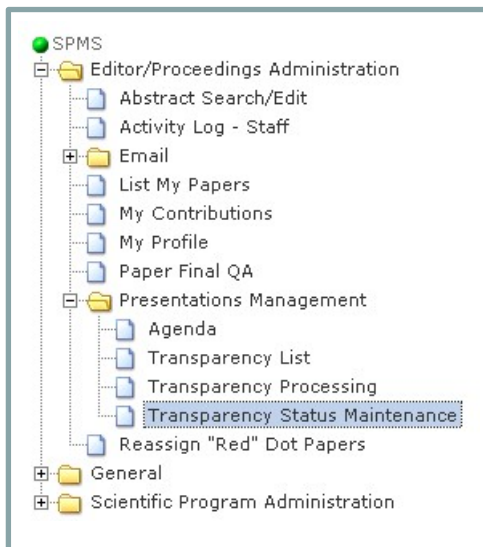
List My Active Transparencies

List All My Transparencies

Paper ID	Time	Status	Set Status	Upload	Download	Log
MOIA01	Monday, 09:10	●	Green <input type="button" value="Set Status"/>	Upload	Download	<ul style="list-style-type: none"> Final QA Passed [Jan Chrin 28-SEP-10 15:14 (UTC +02:00)] Email: [28-SEP-10 11:34 (UTC +02:00)] HB2010 Transparency Processing Status Transparency Complete ● [Michaela Marx 28-SEP-10 11:34 (UTC +02:00)] The backup slides have been removed. File Uploaded [Michaela Marx 28-SEP-10 11:33 (UTC +02:00)] MOIA01_TALK.PDF Email: [28-SEP-10 10:26 (UTC +02:00)] HB2010 Transparency Processing Status Transparency Complete ● [Michaela Marx 28-SEP-10 10:26 (UTC +02:00)] PPT slides have been successfully converted to PDF. Talk contains "Backup Slides". File Uploaded [Michaela Marx 28-SEP-10 10:24 (UTC +02:00)] MOIA01_TALK.PDF Transparency Assigned [Michaela Marx 28-SEP-10 10:00 (UTC +02:00)] File Uploaded [Jan Chrin 27-SEP-10 18:38 (UTC +02:00)] MOIA01_TALK.PDF Edit Complete ● [Michaela Marx 27-SEP-10 14:15 (UTC +02:00)] A needless star pointing to a missing footnote has been removed. A new PDF version was uploaded to the database and the red dot turned to green. File Uploaded [Michaela Marx 27-SEP-10 14:13 (UTC +02:00)] MOIA01.PDF Edit Complete ● [Michaela Marx 25-SEP-10 13:08 (UTC +02:00)] The footnote is missing on page 1. Subsection headings need to be left-aligned. The list of references is wrongly formatted. Please re-submit the paper. <ul style="list-style-type: none"> TC02 Text formatting incorrect (paragraphs, section/sub-section headings, indentation, column/intercolumn width) TC05 Footnote formatting incorrect (outside margins, no line above, not at bottom/first column) TC06 Reference formatting incorrect (indentation, hyperlink) Paper Assigned [Michaela Marx 25-SEP-10 10:58 (UTC +02:00)] File Uploaded [Richard Sheffield 24-SEP-10 15:03 (UTC +02:00)] MOIA01.docx File Uploaded [Richard Sheffield 24-SEP-10 15:00 (UTC +02:00)] MOIA01.PS Email: [18-SEP-10 09:04 (UTC +02:00)] HB2010: submission of papers and talks Email: [16-AUG-10 12:43 (UTC +02:00)] HB2010 is soon! Email: [03-AUG-10 11:39 (UTC +02:00)] HB2010: Your Paper ID Code Abstract Initial QA Performed [Jan Chrin 02-AUG-10 23:13 (UTC +02:00)] Abstract Updated [Jan Chrin 02-AUG-10 23:13 (UTC +02:00)] Abstract Owner Changed [Jan Chrin 22-JUL-10 08:54 (UTC +02:00)] Abstract Initial QA Performed [Jan Chrin 22-JUL-10 08:54 (UTC +02:00)] Abstract Created [Jan Chrin 22-JUL-10 08:54 (UTC +02:00)]
MOIC01	Monday, 14:30	●	Green <input type="button" value="Set Status"/>	Upload	Download	<ul style="list-style-type: none"> Email: [01-NOV-10 14:42 (UTC +01:00)] HB2010, Paper Submission Email: [28-SEP-10 12:13 (UTC +02:00)] HB2010 Transparency Processing Status Transparency Complete ● [Michaela Marx 28-SEP-10 12:13 (UTC +02:00)] PPT slides were successfully converted to PDF. File Uploaded [Michaela Marx 28-SEP-10 12:12 (UTC +02:00)] MOIC01_TALK.PDF

Subfolder “Transparency Status Maintenance”

- flexible definition of dot shapes, dot colors and font colors to display the slides processing status



DIPAC2011 Table Maintenance

Michaela Marx

[Logout](#) [Search](#) [My Schedule](#) [Home](#) [Find Profiles](#)



Transparency Codes : List of file types editor may select for paper assignment.

Column	Comments
TRANSPARENCY_CODE	Primary Key.
TRANSPARENCY_DESCR	Display description. Visible to users
SORT_ORDER	Order displayed on reports, graphs, etc.
EMAIL_MSG	Standard text send to user when transparency code is assigned.
IMAGE_URL	Full URL to "dot" image.
PUBLISHABLE	Indicates if the transparency is acceptable for viewing.
PX_WIDTH	
PX_HEIGHT	
EDOT_FG_COLOR	Foreground color on the EDOT report. Use ##### notation only.
EDOT_BG_COLOR	Background color on the EDOT report. Use ##### notation only.

	Transparency Code	Transparency Descr	Sort Order	Email Msg	Image Url	Publishable	Px Width	Px Height	Edot Fg Color	Edot Bg Color
Delete	G	Green	30		http://www-esh.fnal.gov	Yes <input type="button" value="v"/>	14	14	BLACK	00FF00
Delete	R	Red	10		http://www-esh.fnal.gov	No <input type="button" value="v"/>	14	14	WHITE	FF0000
Delete	Y	Yellow	20		http://www-esh.fnal.gov	No <input type="button" value="v"/>	14	14	BLACK	FFFF00

Generating PDF

Refer to: Slides Processing Manual V3, [here](#)



Printer Method



Adobe PDF Document Properties

Layout Paper/Quality Adobe PDF Settings

Adobe PDF Conversion Settings

Setup for JACoW - paper size, embed all fonts, compression, Acrobat 7 compatibility.

Default Settings: JACoW-10 Edit...

Adobe PDF Security: None Edit...

Adobe PDF Output Folder: Prompt for Adobe PDF filename Browse...

Adobe PDF Page Size: Slide 7.5 x 10 Add...

☒ View Adobe PDF results

☒ Add document information

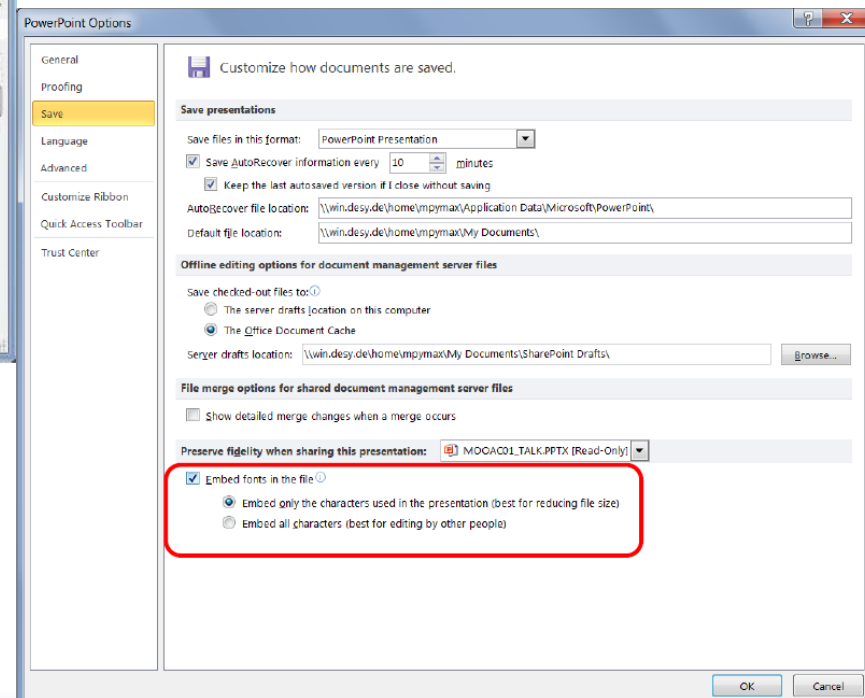
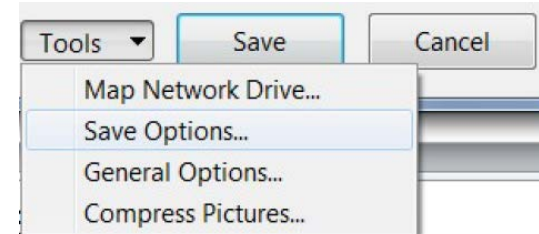
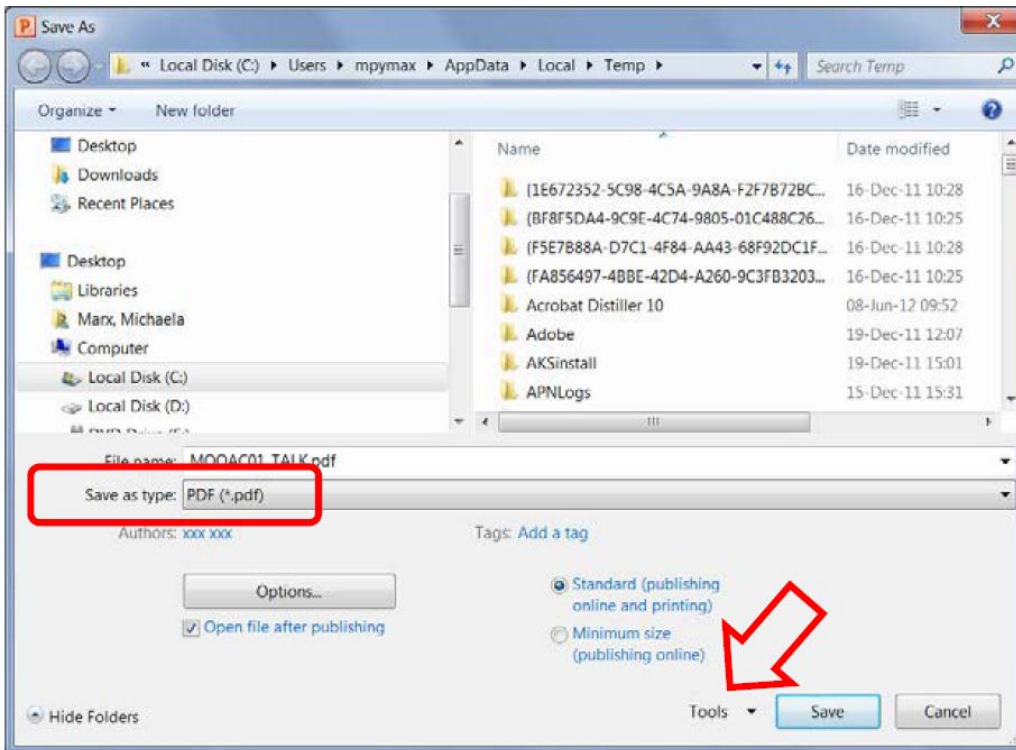
☐ Rely on system fonts only; do not use document fonts uncheck here

☒ Delete log files for successful jobs

☒ Ask to replace existing PDF file check this box

OK Cancel

Save As Method



Acrobat Create Method



Results 3: Non


- ▶ Select the Acrobat tab and click the button “Create PDF”. Make sure that you’ve selected the latest JACoW distiller job options by clicking the Preferences button first. Set the conversion settings to **JACoW-10.joboptions**.
- ▶ If PFDMaker fails, then produce a postscript file and distill it to PDF.

Please note: Use a generic postscript driver to generate the ps file:
File → Print → select “generic ps driver” from the list of printers and check the ‘print to file’ box.

PowerPoint Split Animation

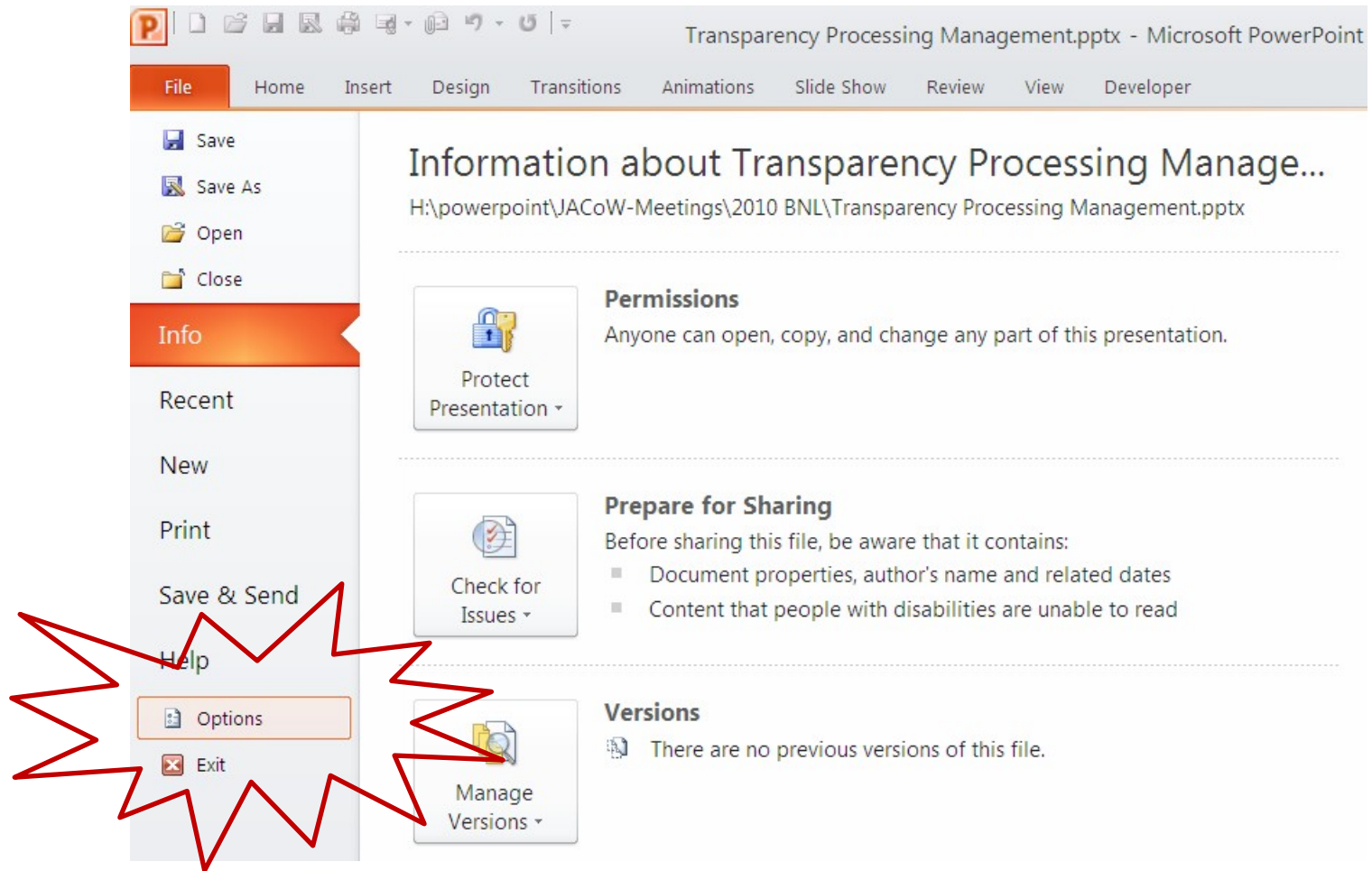
“Split Animations Macro”

- ▶ a so called “split animations macro” for PowerPoint has been written by Raphael to split annoying overlaps on one slide into separate slides
- ▶ the split animations macro has been successfully tested with MS Office 2003 and Office 2007 (during IPAC’10) and in September this year with Office 2010 during the HB2010 workshop in Switzerland

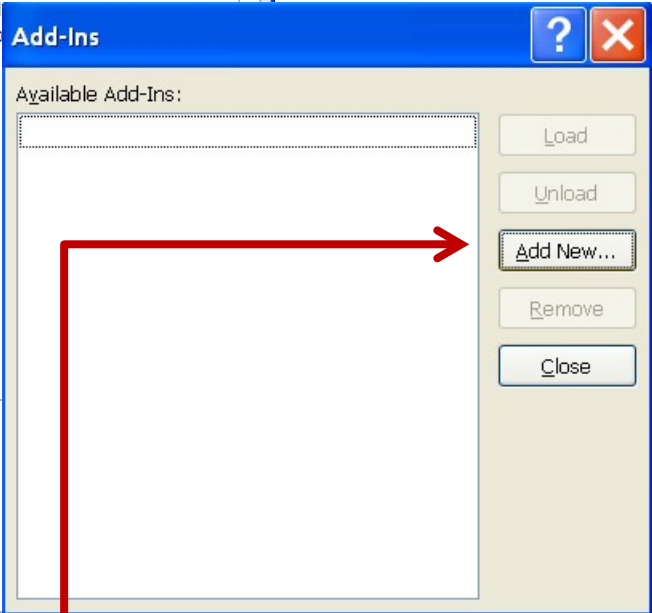
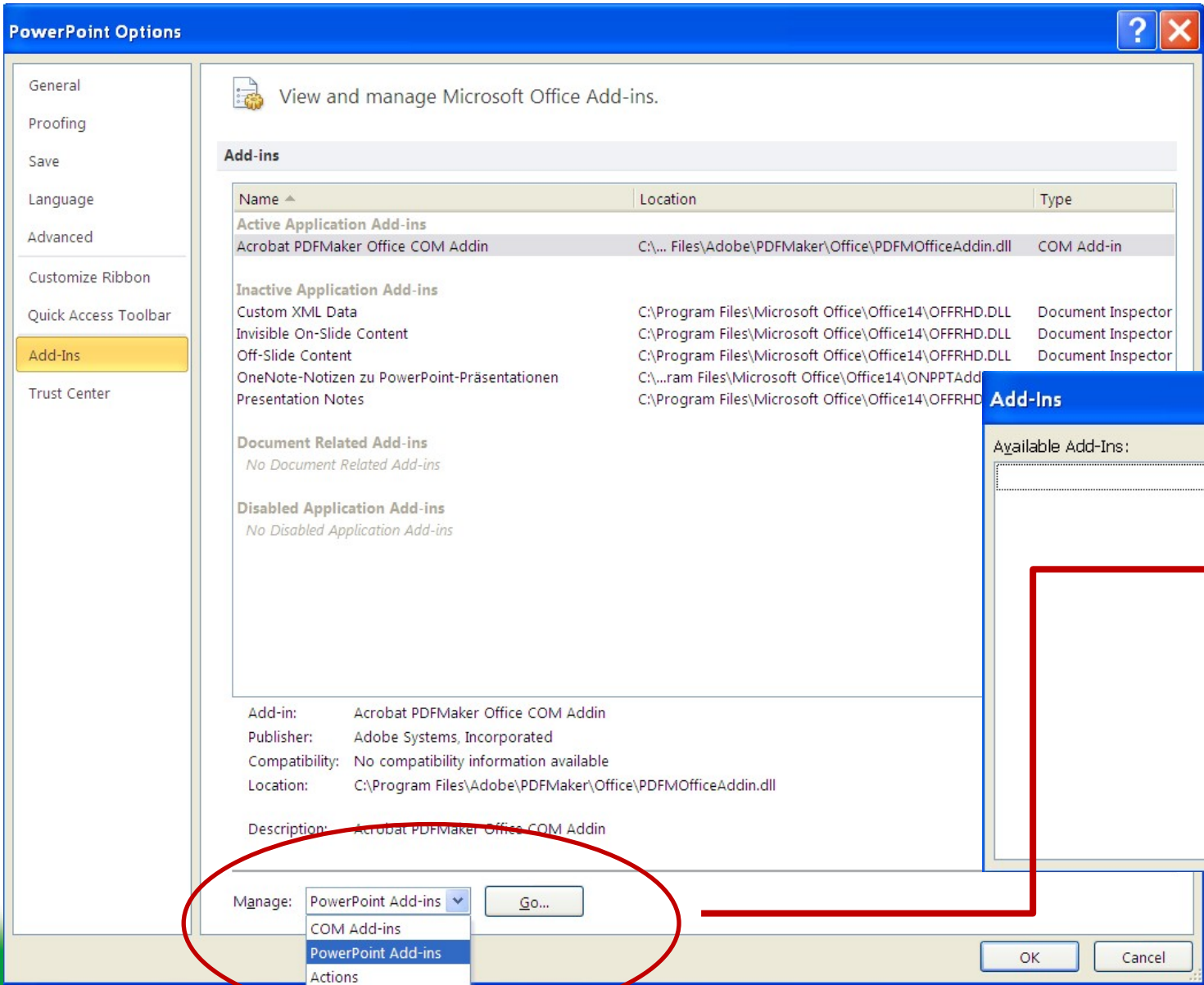


PowerPoint 2010: How to add the “split animations macro”

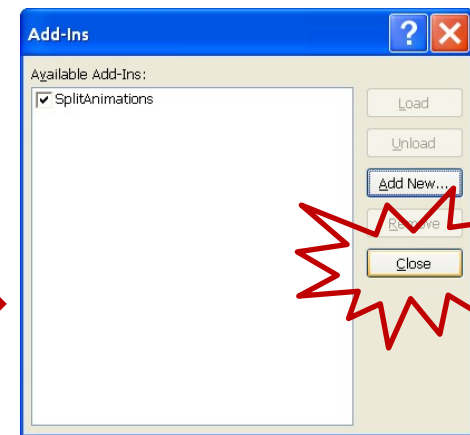
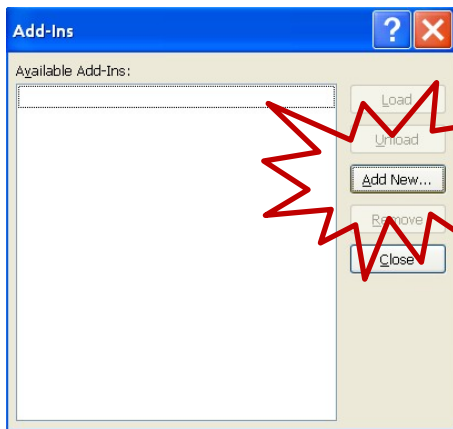
Click File ► Options ► Add-Ins ► Manage PowerPoint Add-Ins



PowerPoint 2010: How to add the “split animations macro”



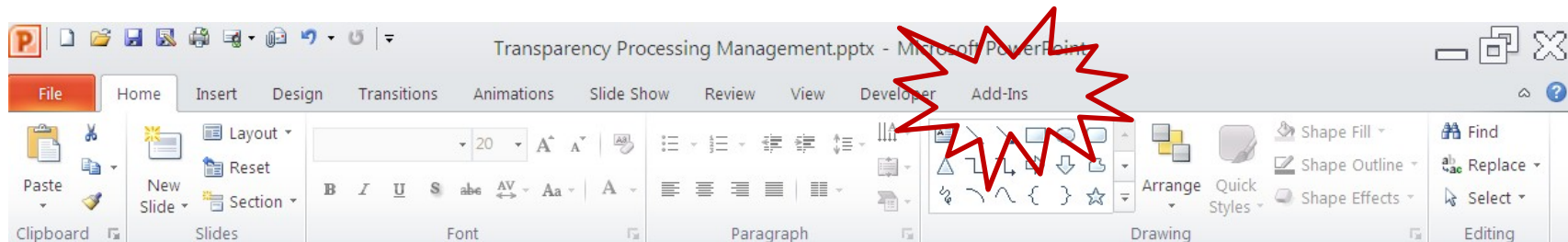
PowerPoint 2010: How to add the “split animations macro”




▶ search for file
SplitAnimations.ppa*

▶ click on close and
that's it!

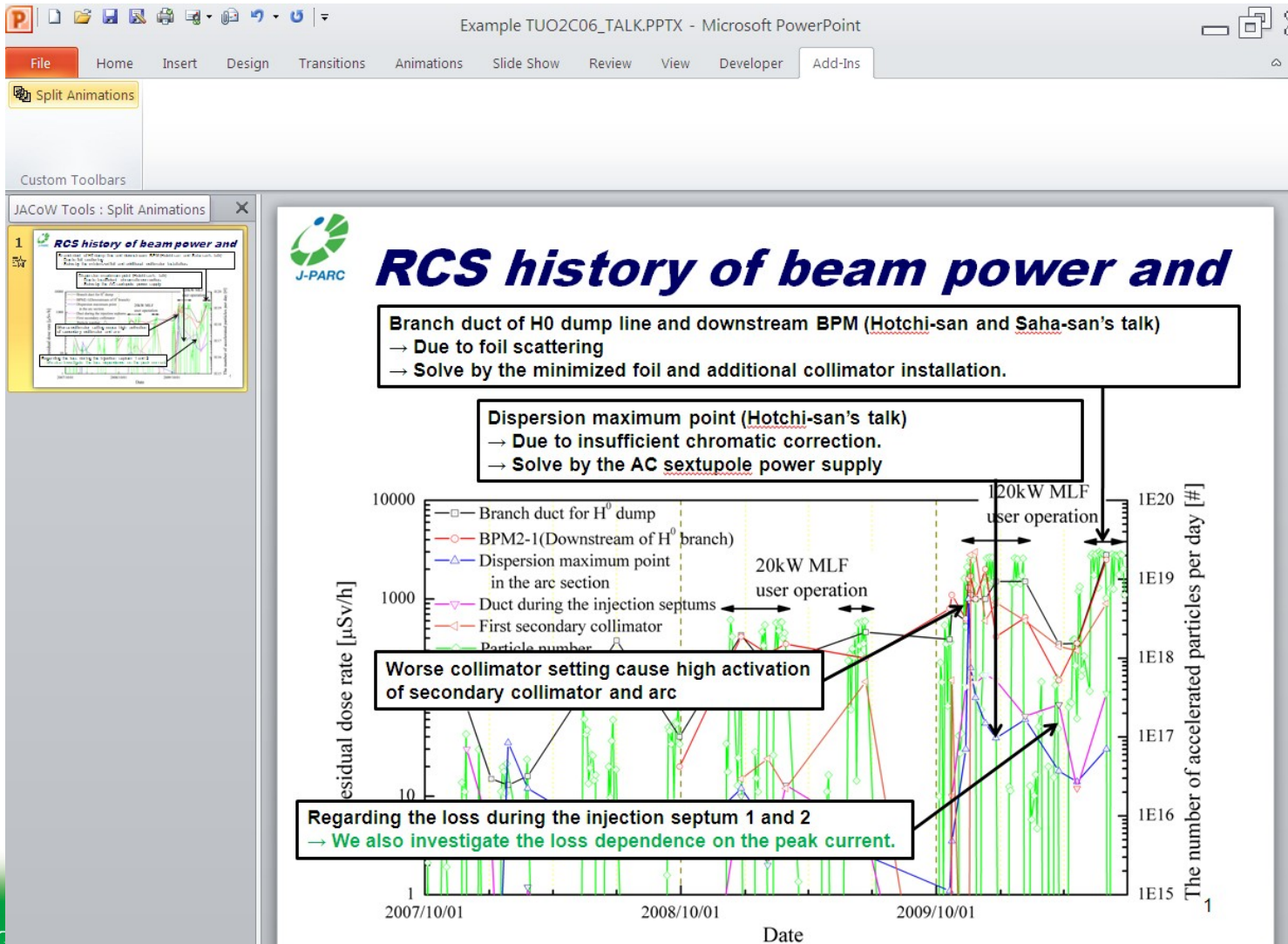
 a new tab named “Add-ins” appears at the menu bar



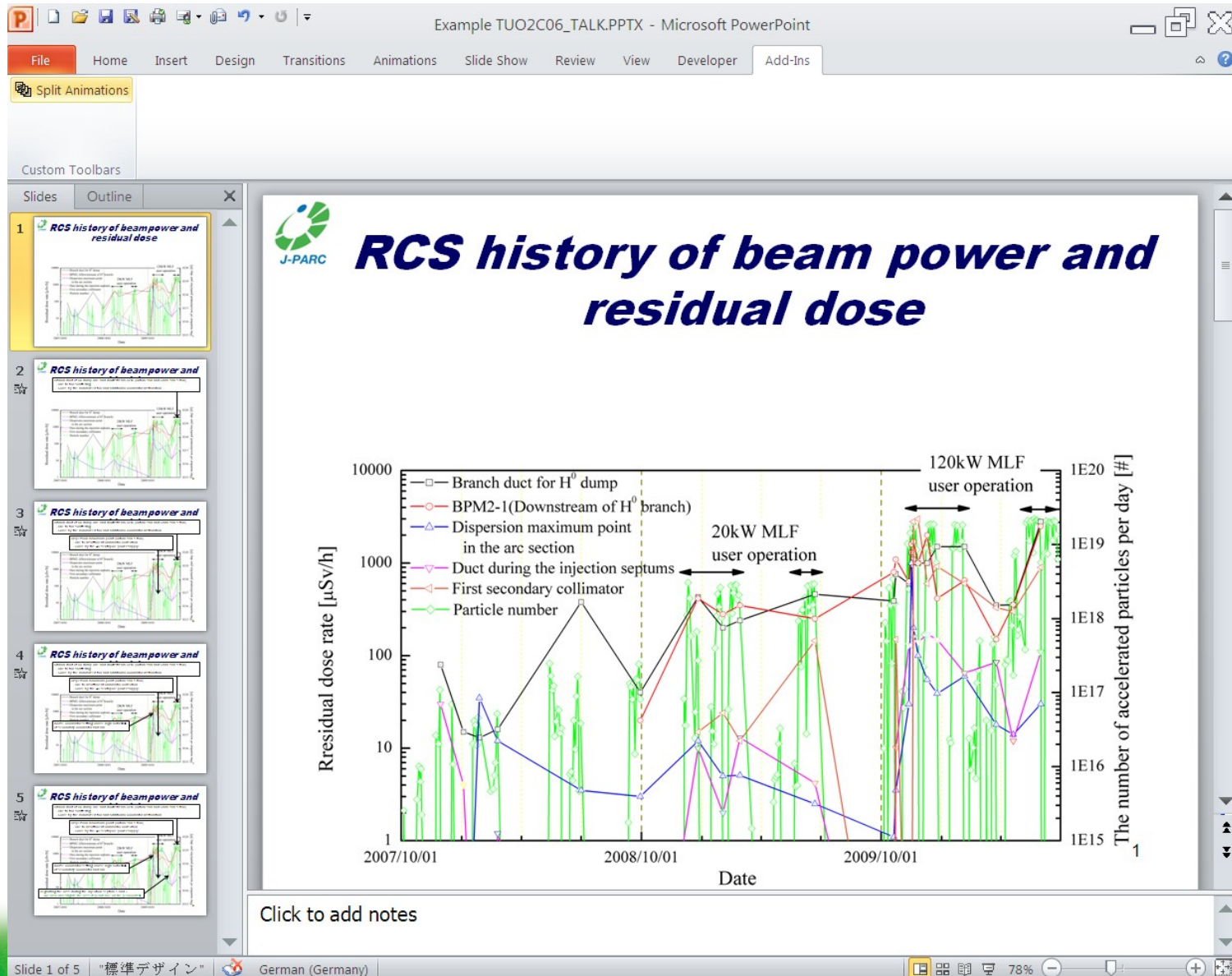
 *Please ask Raphael or Michaela for the macro file SplitAnimations.ppa. The file will be added to the JACoW home page as soon as possible.

Example slide containing overlaps

- ▶ click the “Add-Ins” tab and select “Split Animations”



Example slide split into 5 separate slides



Process Video/Animated Gifs

Refer to: Transparency Processing Management, [here](#)



Embedding videos in PDF files – general information

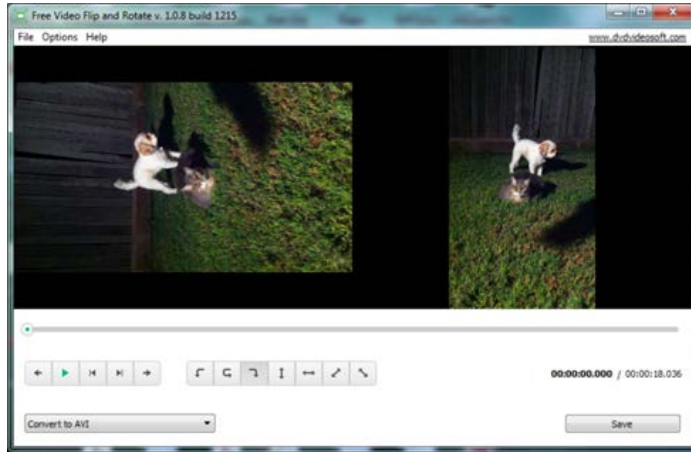
- Adobe Reader 9 and later support the following video formats:
 - ▶ **Flash® and MPEG-4**
- Not supported video formats like **avi** or **wmv** files need to be converted
 - ▶ **A free converter tool is HandBrake**



- HandBrake is a video transcoder, available for Mac OS, Linux and Windows
- Web page and user manual: <http://handbrake.fr/downloads.php>

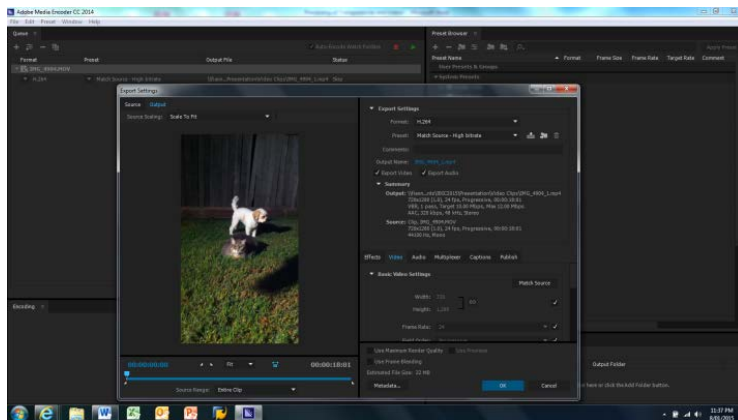
Embedding videos in PDF files – general information

- **Free Video Flip and Rotate** - <http://www.dvdvideosoft.com/>



Tool which can be used to rotate and flip videos if meta data is lost. This step to be done before final transcoding in HandBrake

- **Adobe Media Encoder CC** - <http://www.adobe.com/products/mediaencoder.html>




All round video encoder, is trial version available performing task of HandBreak and Free Video Flip and Rotate.

Note: Adobe Create “Attempts” video embedding automatically when this package installed

Embedding animated gifs - what is an animated gif?

An animated gif is a type of gif image that can be animated by combining several images into a single gif file



Example of an animated gif

Reference:

<http://visualizingmath.tumblr.com/post/52743559077/a-torus-consists-of-a-central-axis-with-a-vortex>

- Animated gifs must be converted twice before they can be embedded in a PDF document: from gif to AVI in a first step and in a second step from AVI to MPEG-4

How to convert animated gifs (to MPEG-4)

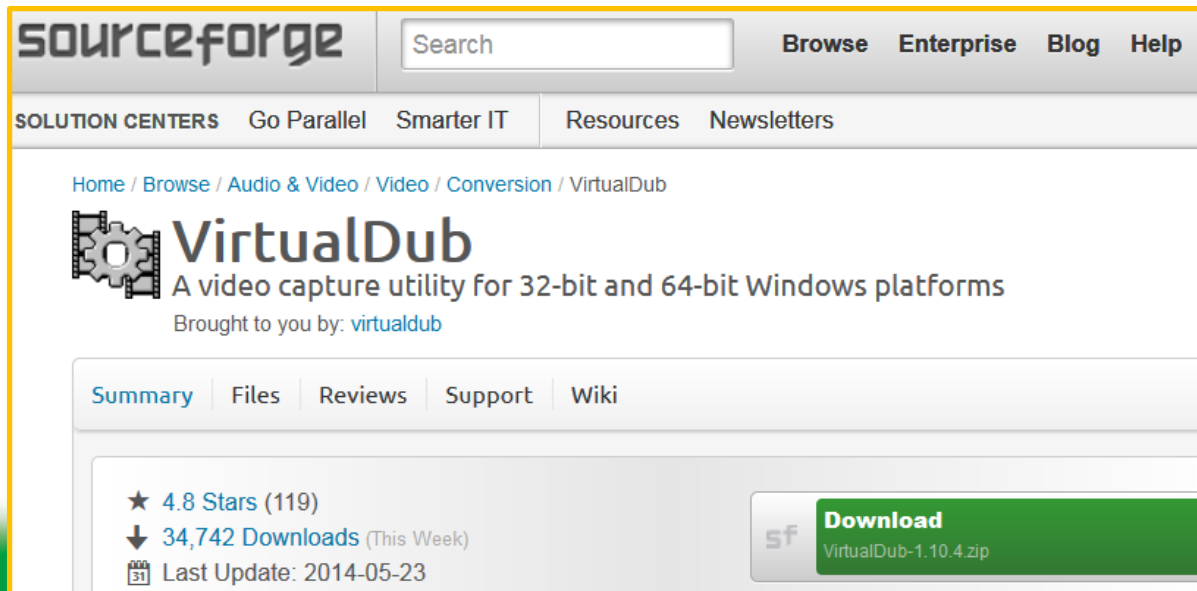
Animated gifs must be converted from gif to AVI in a first step (and in a second step from AVI to MPEG-4)

Software tools are:

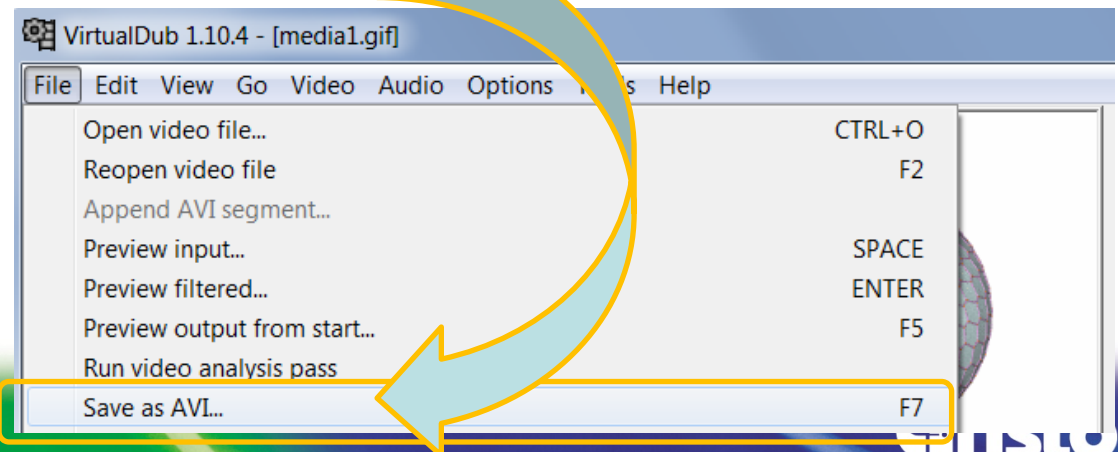
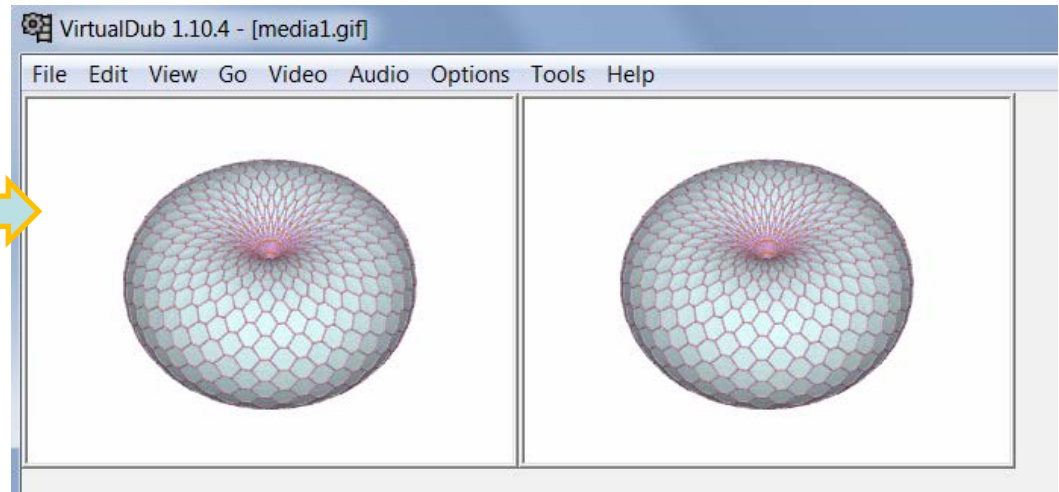
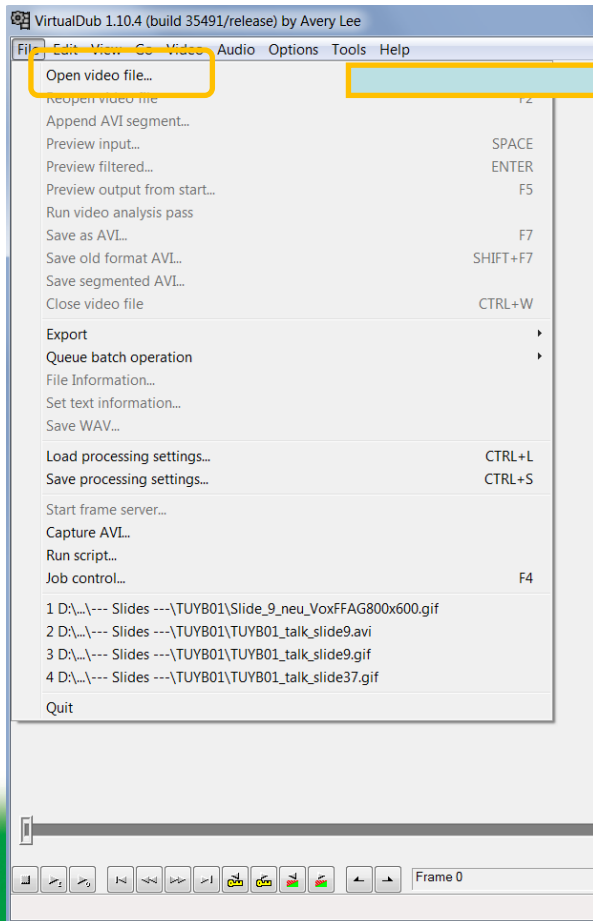
Virtual Dub, (or Media Coder X64) and finally Handbrake

Download Virtual Dub from

<http://sourceforge.net/projects/virtualdub/>



How to convert animated gifs with Virtual Dub

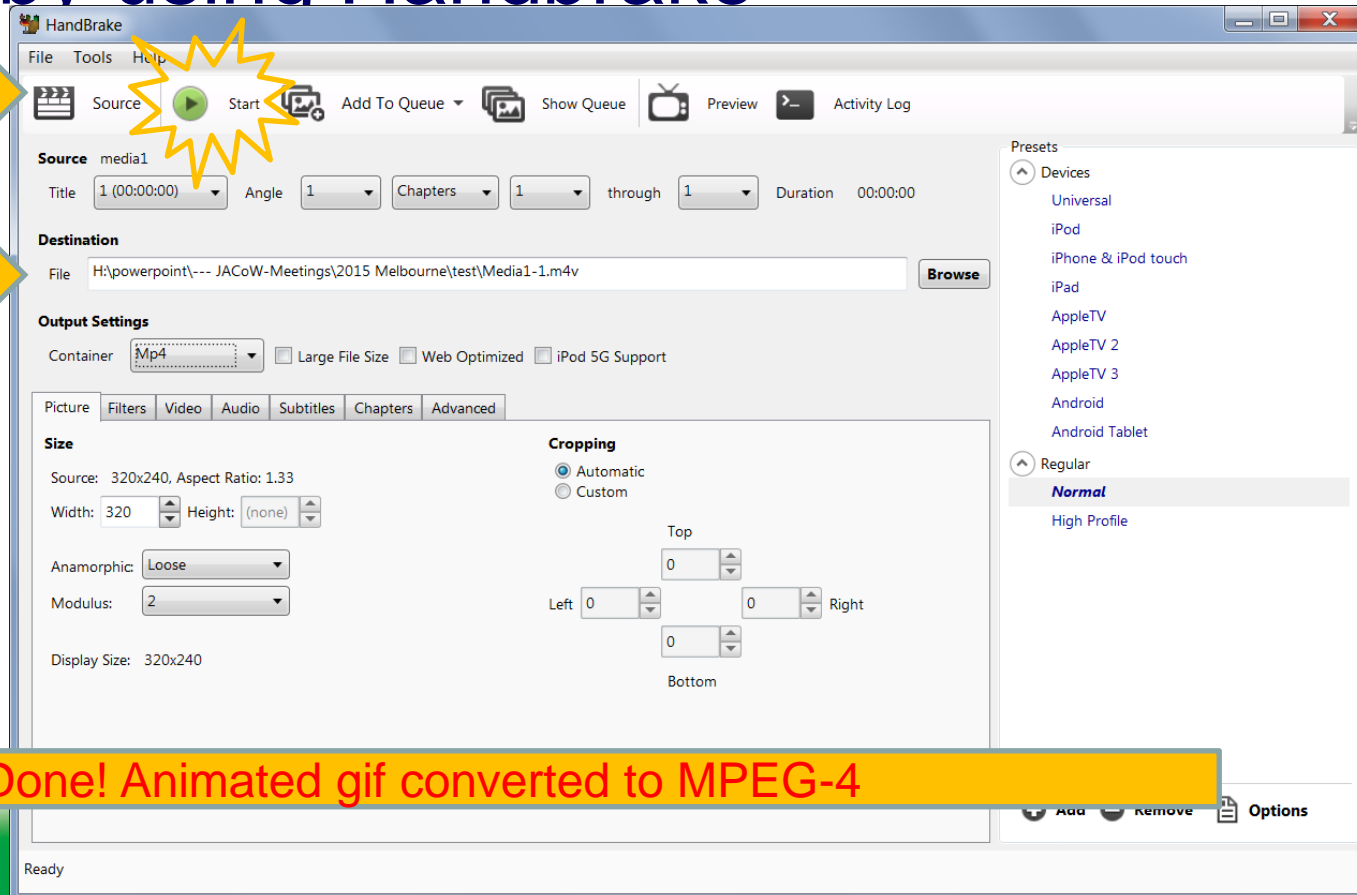


How to convert animated gifs (to MPEG-4)

- In a second step convert the AVI file to MPEG-4 by using Handbrake

open AVI file

give destination folder



Done! Animated gif converted to MPEG-4

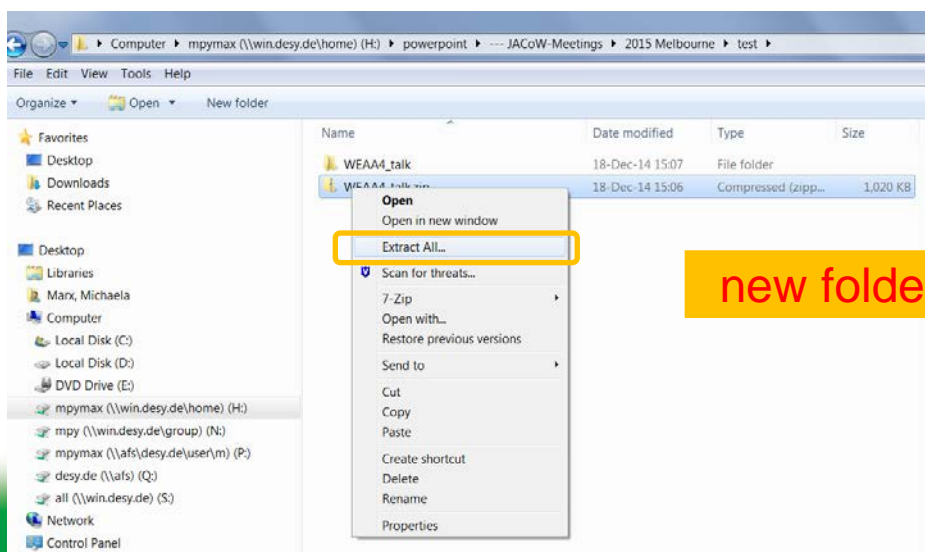


The good question is how to extract media files like videos and animated gifs from PowerPoint?



How to extract Media Files from PowerPoint Presentations

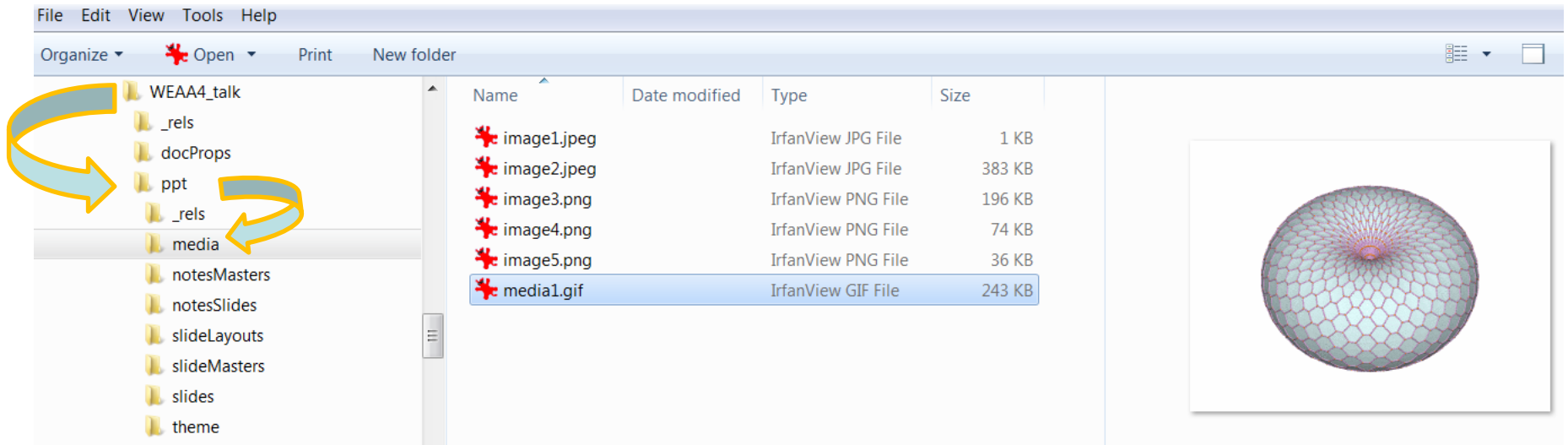
- From PowerPoint go to File and click Save As. Make sure you choose the .pptx format
- Go to the directory where you saved the presentation and rename the .pptx file to .zip
- Use an archive extractor tool, e.g. 7-zip, WinZip or (easier) just do a right-mouse-click to extract the .zip file contents



Name	Date modified	Type	Size
WEAA4_talk	18-Dec-14 15:07	File folder	
WEAA4_talk.zip	18-Dec-14 15:06	Compressed (zipp...	1,020 KB

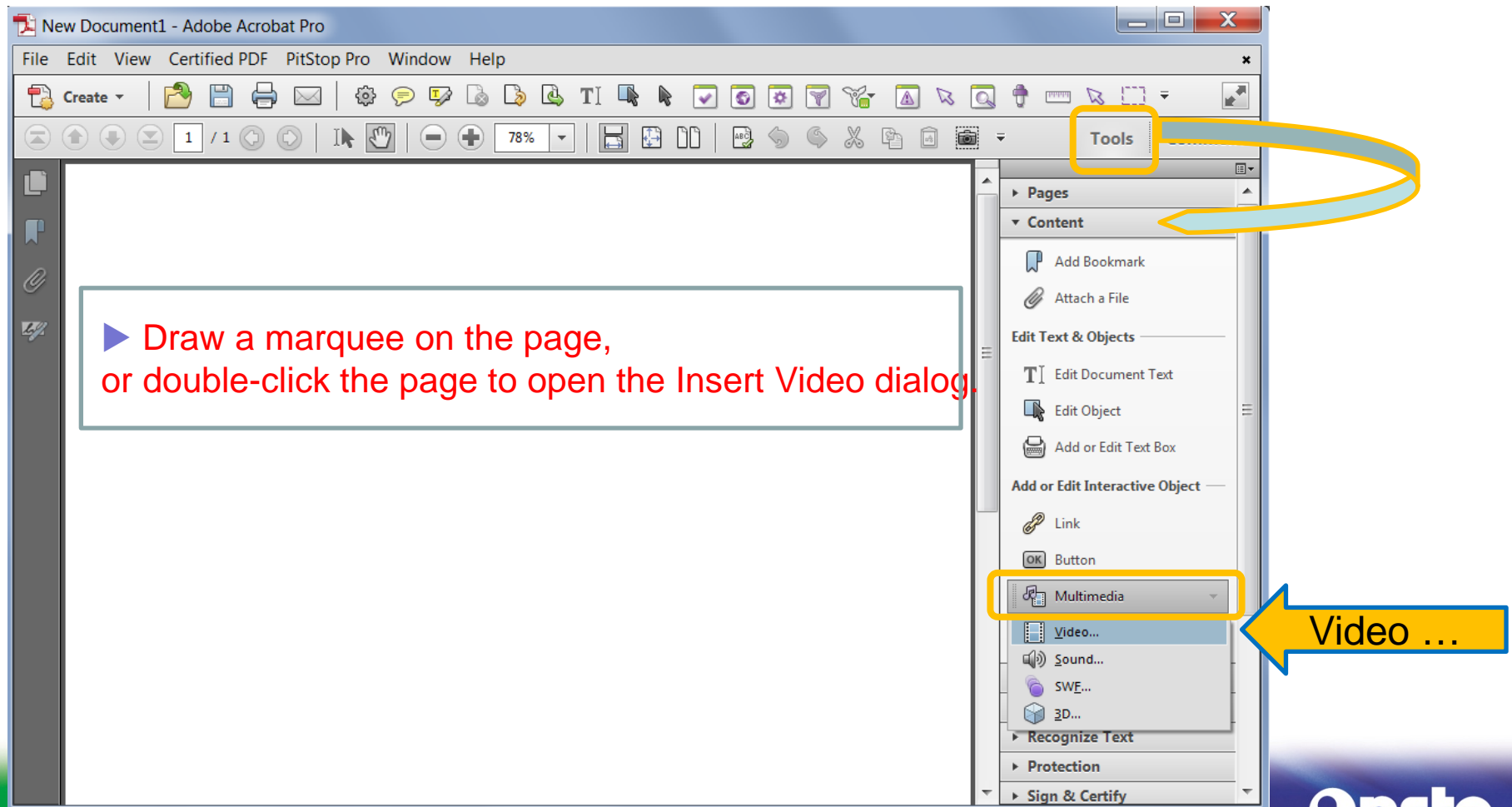
How to extract Media Files from PowerPoint Presentations

- All images, videos and animated gifs are saved in a subfolder named **media**:

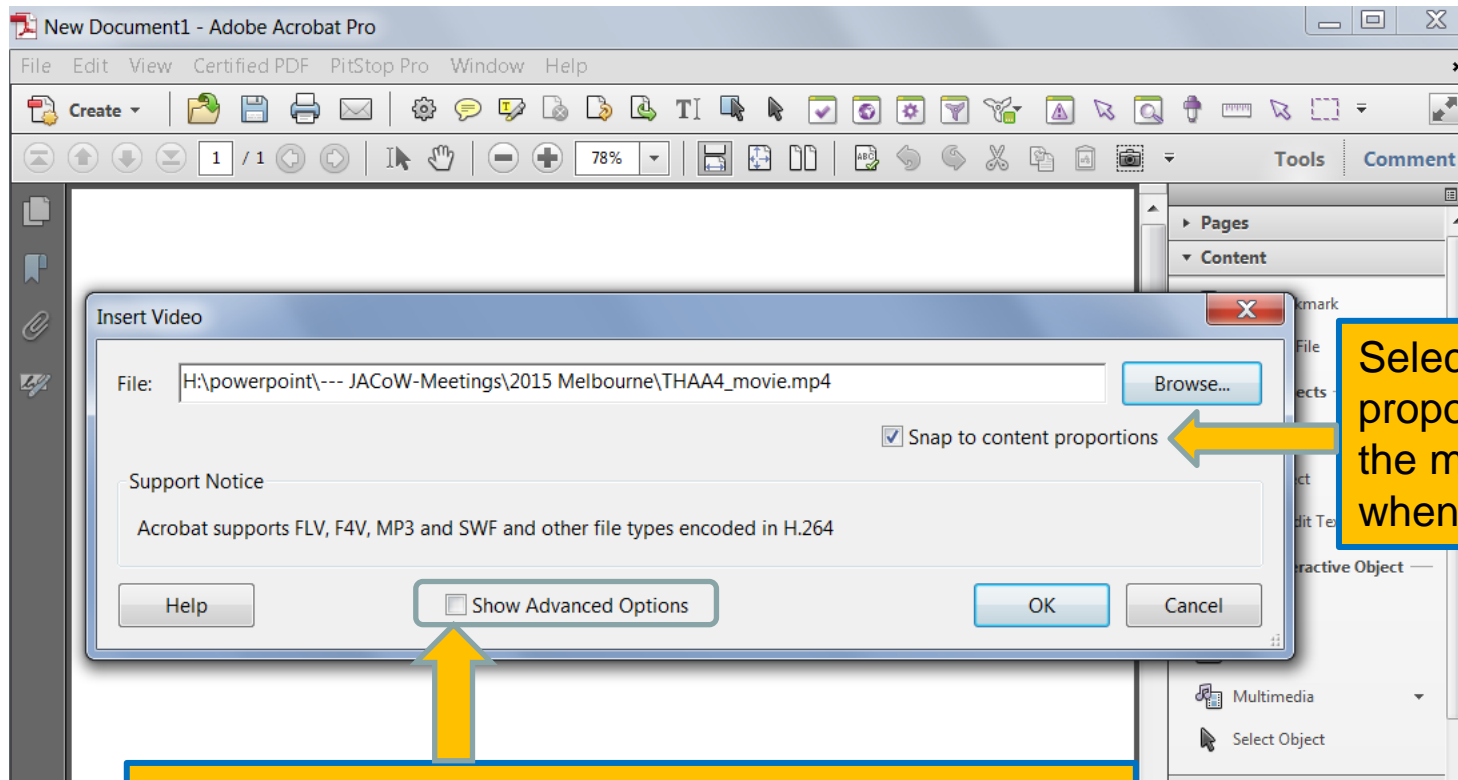


Embed Videos

- in Acrobat X click on Tools > Content > Multimedia > Video ...

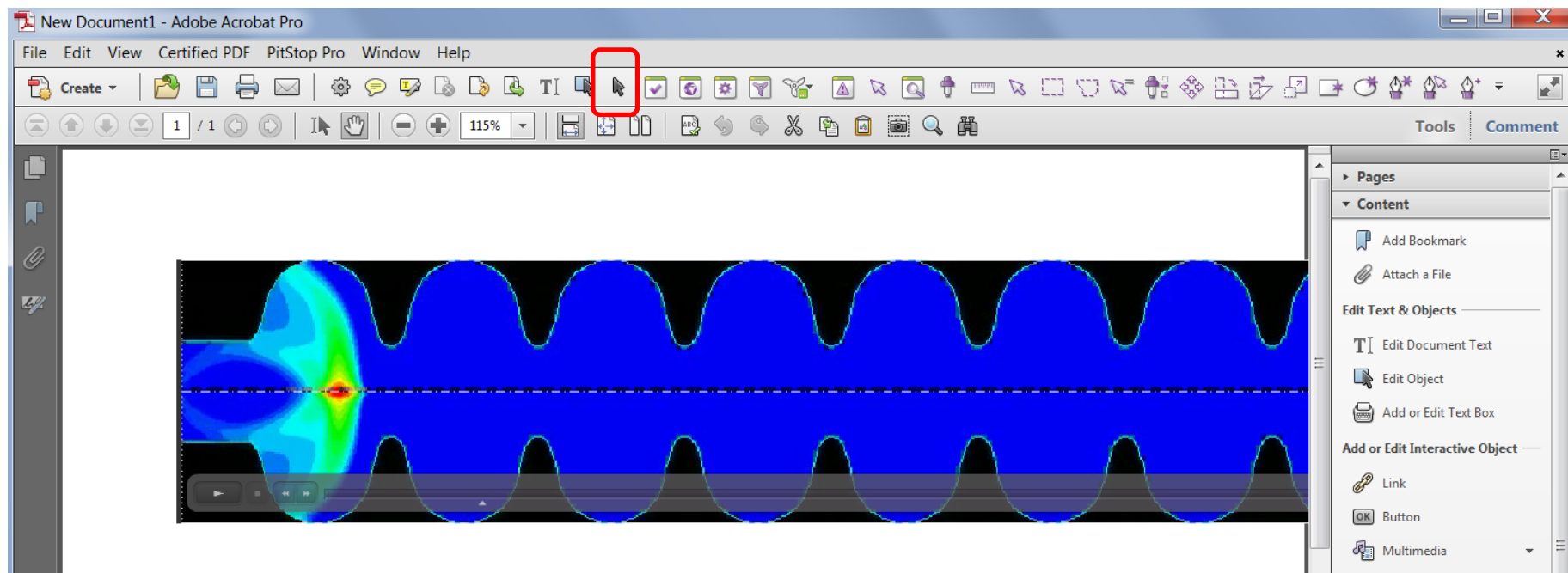


How to insert videos in PDF documents

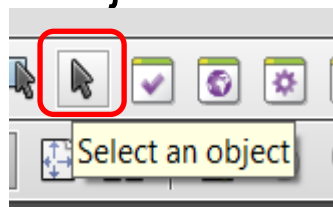


Select Snap to content proportions to maintain the movie's original size when it plays.

Select the Show Advanced Options check box to configure the appearance and behavior of the video.




- ▶ If you want to make adjustments, click the movie with the Select Object tool to activate the frame;



drag the movie to reposition it on the page, or drag a handle to resize the movie's play area.

Save & Upload PDF

MOXAMH01	Monday, 09:30	?	Upload	Download	<ul style="list-style-type: none"> Transparency Assigned [Michaela Marx 23-MAY-10 21:26 (UTC -04:00)] File Uploaded [Michaela Marx 23-MAY-10 21:22 (UTC -04:00)] MOXAMH01_TALK.PDF File Uploaded [Takashi Kosuge 23-MAY-10 04:13 (UTC -04:00)] MOXAMH01_TALK.PPT Email: [23-MAY-10 02:06 (UTC -04:00)] Please upload your presentation file. Edit Complete [Maxim Kuzin 23-MAY-10 00:06 (UTC -04:00)] File Uploaded [Maxim Kuzin 23-MAY-10 00:06 (UTC -04:00)] MOXAMH01.PDF File Uploaded [Maxim Kuzin 23-MAY-10 00:06 (UTC -04:00)] MOXAMH01.PS Paper Assigned [Maxim Kuzin 22-MAY-10 23:58 (UTC -04:00)] File Uploaded [Albrecht Wagner 20-MAY-10 03:33 (UTC -04:00)] MOXAMH01.doc File Removed [Albrecht Wagner 20-MAY-10 03:33 (UTC -04:00)] MOXAMH01.doc File Uploaded [Albrecht Wagner 19-MAY-10 05:35 (UTC -04:00)] MOXAMH01.doc Email: [22-APR-10 03:31 (UTC -04:00)] IPAC'10: Chairman's Cocktail Email: [21-APR-10 04:27 (UTC -04:00)] IPAC'10: Information for Speakers Email: [23-FEB-10 09:51 (UTC -05:00)] IPAC'10 Invited Oral Presentation Abstract Initial QA Performed [Christine Petit-Jean-Genaz 17-FEB-10 09:19 (UTC -05:00)] Abstract Updated [Christine Petit-Jean-Genaz 17-FEB-10 09:19 (UTC -05:00)] Email: [04-OCT-09 11:51 (UTC -04:00)] IPAC'10 Invited Oral Presentation Abstract Initial QA Performed [Christine Petit-Jean-Genaz 04-AUG-09 04:29 (UTC -04:00)] Abstract Updated [Christine Petit-Jean-Genaz 04-AUG-09 04:29 (UTC -04:00)] Abstract Owner Changed [Christine Petit-Jean-Genaz 04-AUG-09 04:28 (UTC -04:00)] Email: [22-JUN-09 09:13 (UTC -04:00)] Invited Oral Presentation at IPAC'10 Abstract Initial QA Performed [Akira Noda 04-JUN-09 20:05 (UTC -04:00)] Abstract Updated [Akira Noda 04-JUN-09 20:05 (UTC -04:00)] Abstract Initial QA Performed [Christine Petit-Jean-Genaz 04-JUN-09 00:38 (UTC -04:00)] Abstract Created [Christine Petit-Jean-Genaz 04-JUN-09 00:38 (UTC -04:00)]
----------	---------------	---	--------	----------	---




Questions

Example: Processing of Transparencies and Videos

Presenter: **David Button**
ANSTO JACoW TM Jan
2015



JACoW.org





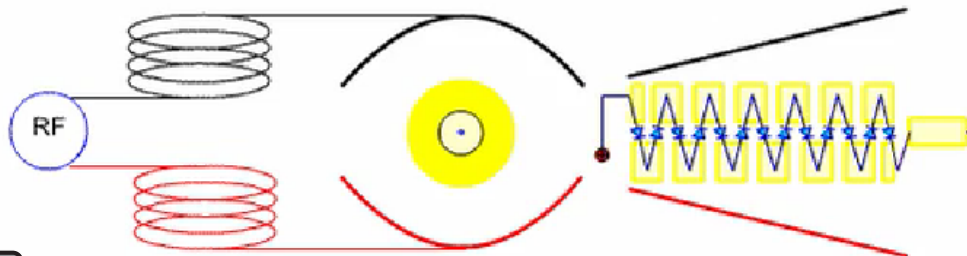
Australian Government

Ansto

ANSTO's 3 Accelerator's

2MV Tandetron Accelerator

- Double Ended
- Solid State High Voltage Generator



Double-end Tandem Accelerators: two acceleration stages

